



# LAST WEEK: **THE COURSE & LESSON CREATION PROCESS**



# LAST WEEK: **THE COURSE & LESSON CREATION PROCESS**



**Define the Main Course Objectives**  
**Target Audience Analysis**  
**Module and Topic Analysis**





**LESSON #7**  
**E-Learning Platform Selection**



# “E-Learning Platform Selection”



# “E-Learning Platform Selection”

## TWO CRITERIA THAT YOU SHOULD CONSIDER



**Business Model**  
(Discussed in Lesson 2)



# “Quick Review on E-learning Business Models”

- CONSULTANT E-LEARNING BIZ MODEL
- LEAD GENERATION E-LEARNING BIZ MODEL
- WORKSHOP/BOOTCAMP E-LEARNING BIZ MODEL
- FLAGSHIP E-LEARNING BIZ MODEL
- UNIVERSITY E-LEARNING BIZ MODEL
- MARKETPLACE E-LEARNING BIZ MODEL
- VIRTUAL CONFERENCES E-LEARNING BIZ MODEL

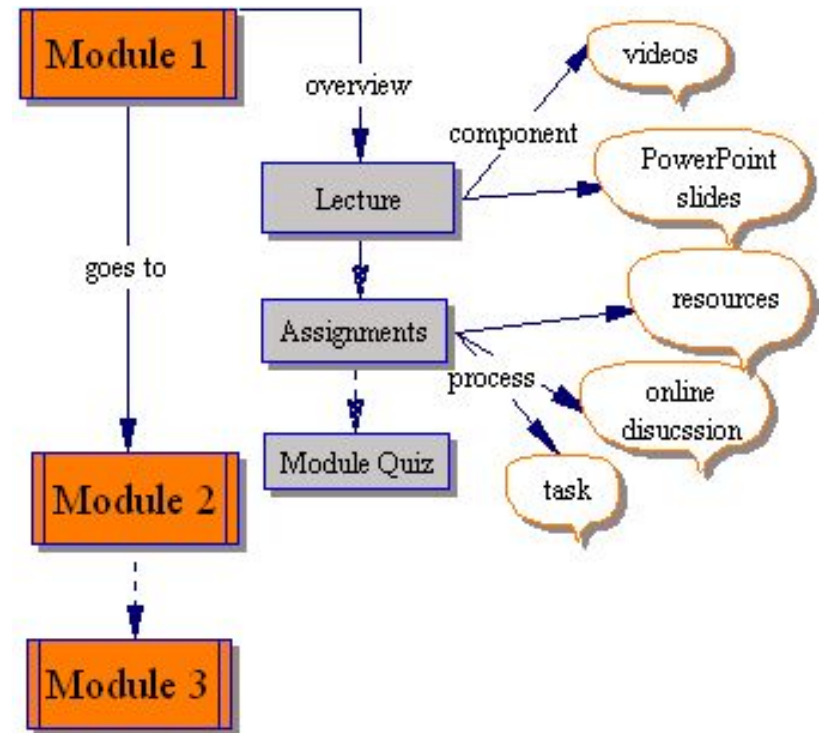


# “E-Learning Platform Selection”

## TWO CRITERIA THAT YOU SHOULD CONSIDER



**Business Model**  
(Discussed in Lesson 2)



**Course & Lesson Delivery**  
(Discussed in Lesson 5 & 6)



# “Platforms Based on Business Model”



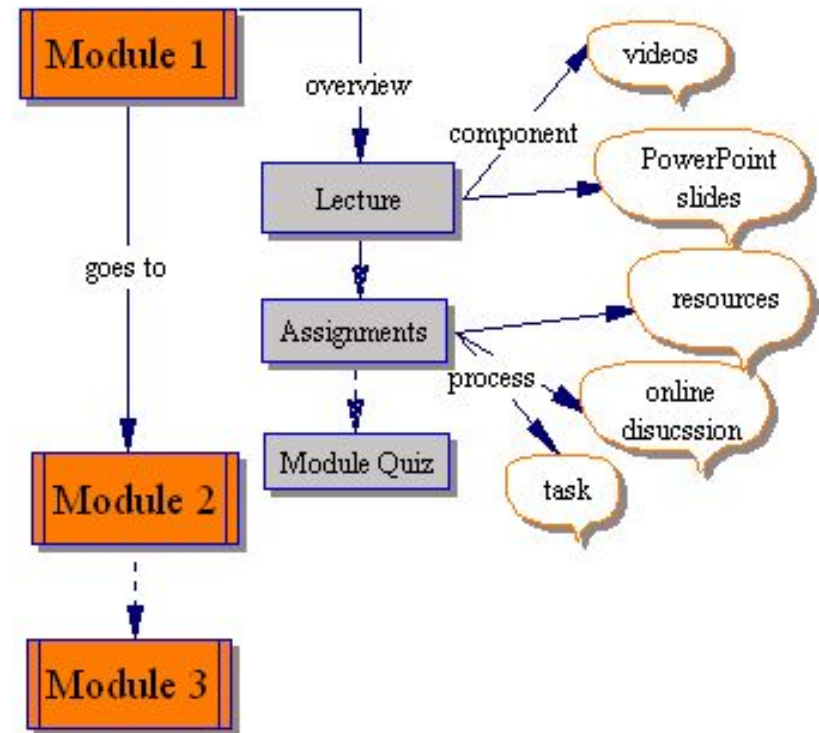


# “E-Learning Platform Selection”

## TWO CRITERIA THAT YOU SHOULD CONSIDER



**Business Model**  
(Discussed in Lesson 2)



**Course & Lesson Delivery**  
(Discussed in Lesson 5 & 6)



# “Develop or Use Existing Platforms?”



Use Existing



Develop from Scratch



# “Different E-learning Platforms”

( IF YOU PLAN TO SELL YOUR TRAINING PROGRAMS AND EXPERTISE )





# “Different E-learning Platforms”

( IF THE TRAINING IS FOR COMPANY OR EXCLUSIVE ACCESS ONLY )



# “Different E-learning Platforms”

( IF THE TRAINING IS FOR COMPANY OR EXCLUSIVE ACCESS ONLY )



The screenshot shows the Moodle website homepage. At the top left is the Moodle logo, which consists of a graduation cap icon and the word "moodle" in a lowercase, orange, sans-serif font. To the right of the logo is a navigation menu with the following items: "HOME" (highlighted in an orange box), "MOODLE HQ", "PARTNERS", "TRADEMARKS", "NEWS", "STORIES", and "CONTACT". Below the navigation menu is a "Select Language" dropdown menu. The main content area features a large, light-colored banner with the text "We give you powerful free tools to help you educate the world". Below this banner is a video player with a play button, a progress bar showing "01:11", and a "vimeo" logo. To the left of the video player is a "MEET MOODLE" section with the following text: "Moodle is a GPL open-source Learning Platform. See our community site [moodle.org](http://moodle.org) for more about our [developers](#) and [millions of educators](#) globally. Our development community is led by [Moodle HQ](#), based in Perth, Australia. Moodle HQ is funded by a global network of certified [Moodle Partners](#) who provide Moodle services."

[www.Moodle.com](http://www.Moodle.com)



# “Different E-learning Platforms”

( IF THE TRAINING IS FOR COMPANY OR EXCLUSIVE ACCESS ONLY )

The screenshot shows the top navigation bar with links: HOME, LEARNTRAK LMS, LEARNTRAK EDU, CUSTOM CONTENT, COMPANY, RESOURCES, CONTACT US. The main banner features the 24x7 Learning logo and the text "An Intuitive LMS that keeps you on track." Below the banner, the page title "LEARNING MANAGEMENT SYSTEM LMS" is visible on the left, and a breadcrumb trail "Home / Learning Management System LMS" is on the right.

Learning Management System LMS	
Advantages	>
Features	>
Architecture	>

## LearnTrak LMS



PC



Mac



Linux



iOS  
iPads & iPhones



Android

24x7 Learning's e learning management system LearnTrak is a recreated online LMS software that has been redesigned to combat today's global training challenges faced by organizations. The LearnTrak LMS technology has been successfully implemented in the Philippines and around the world, and has taken care of both organizations' as well as employees' training needs.

Download Brochure

Need more information?  
Click one from the list below.

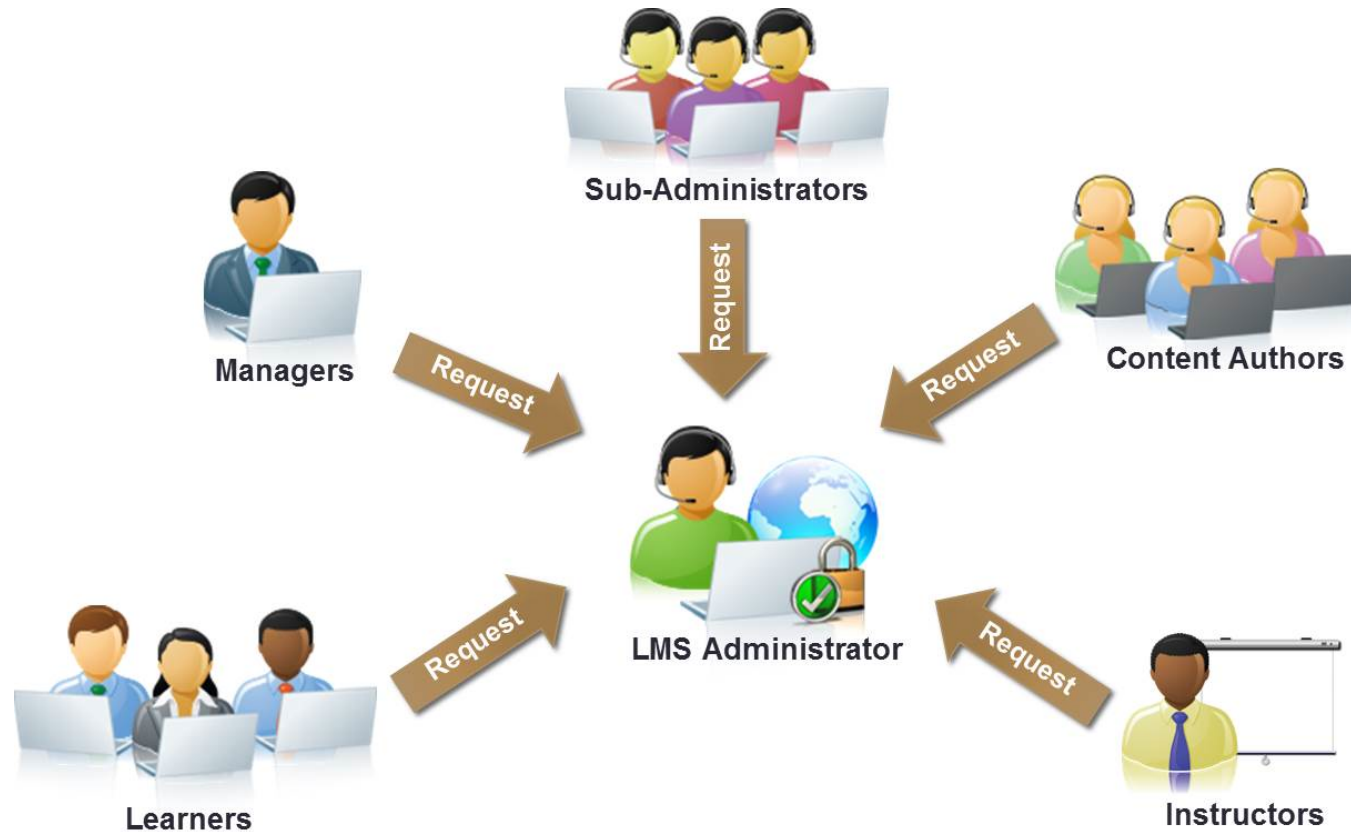
Please select below

[www.24x7learning.com](http://www.24x7learning.com)



# “Different E-learning Platforms”

( IF THE TRAINING IS FOR COMPANY OR EXCLUSIVE ACCESS ONLY )



## SCENARIO:

**Working on a Tight budget but needs a more customized features & Control**



Use WordPress as an LMS for an Online Learning Website







# Namaste! LMS is a Free Learning Management System For WordPress

Namaste! LMS supports unlimited courses and lessons with very flexible access to each of them. You can create assignments, manage students, add notes, and more.

Download 1.5

Take Tour



Manage Courses



Create Lessons



Add Assignments



Connect to Exams



Manage students



Give Feedback

Namaste! LMS runs in any **casual WordPress installation**

Use the power and easiness of Wordpress to create a learning site about any subject.

[www.Namaste-lms.org](http://www.Namaste-lms.org)



## WP Courseware is an easy to use WordPress Learning Management System



### Core Course Features

- ✓ Unlimited courses
- ✓ Unlimited modules
- ✓ Unlimited lessons
- ✓ Multimedia lessons
- ✓ Completion certificates
- ✓ Quiz creation
- ✓ Survey tool
- ✓ Progress blocking
- ✓ Import/Export courses
- ✓ Course security

[TRY THE DEMO](#)

### Download Details

- 25 Site License - \$175.00
- 10 Site License - \$125.00
- 2 Site License - \$99.00

[ADD TO CART](#)

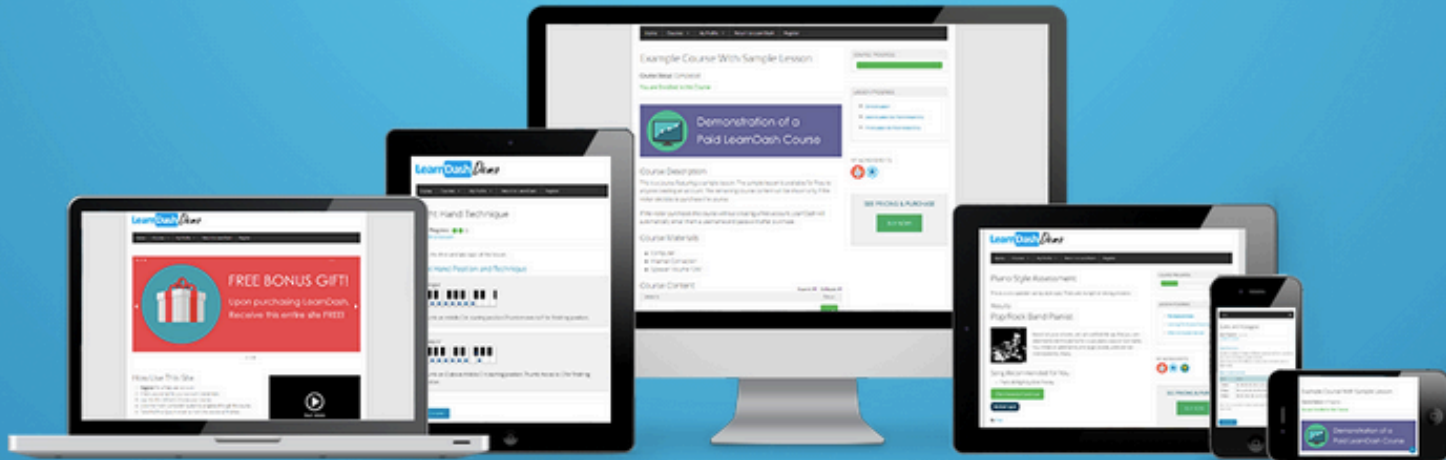
All prices include 1 year of support and updates.

Share for an instant discount!  
Simply share this page and a discount will be applied to your purchase at checkout.

[www.flyplugins.com/wp-courseware/](http://www.flyplugins.com/wp-courseware/)



## WordPress LMS... Made EASY!



In minutes, create (and even sell) your online courses.

[TOUR FEATURES](#)

[VIEW THE DEMO](#)

[www.LearnDash.com](http://www.LearnDash.com)





# FINAL TIP

*“Choosing the Right E-learning Platform will save you time and money in the long run.*

*But don't forget to consider one important factor in selecting the platform, the “students or learners” who will use the platform.”*



NEXT WEEK'S LESSON...

# “E-Learning Set-up & Customization”



