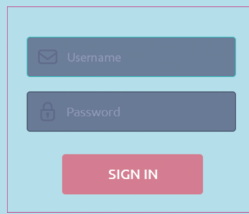


Setting user and admin experience objectives

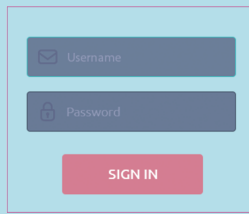
A login form consisting of two input fields and a button. The first field is labeled 'Username' and contains an envelope icon. The second field is labeled 'Password' and contains a padlock icon. Below the fields is a red button with the text 'SIGN IN' in white capital letters.



A login form with two input fields: 'Username' and 'Password', and a 'SIGN IN' button.

SETTING USER AND ADMIN EXPERIENCE OBJECTIVES

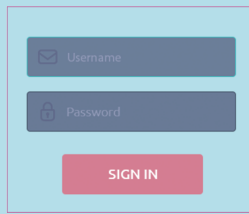
USER Experience



A login form with two input fields: 'Username' and 'Password', and a 'SIGN IN' button.

SETTING USER AND ADMIN EXPERIENCE OBJECTIVES

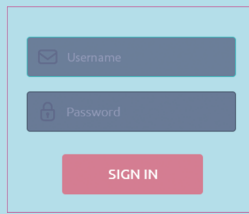
I. Get the information needed



A login form with two input fields: 'Username' and 'Password', and a 'SIGN IN' button.

SETTING USER AND ADMIN EXPERIENCE OBJECTIVES

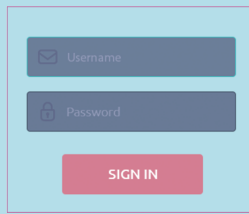
II. Get additional references



A login form with two input fields: 'Username' and 'Password', and a 'SIGN IN' button.

SETTING USER AND ADMIN EXPERIENCE OBJECTIVES

III. Means to get in touch and inquire



Username

Password

SIGN IN

SETTING USER AND ADMIN EXPERIENCE OBJECTIVES

IV. Identify the Unique Features

Infinityhub.com



- HOME
- SERVICES
- PORTFOLIO
- WHY CHOOSE US?
- ABOUT
- CONTACT
- BLOG

LOGO DESIGN

GRAPHIC DESIGN

VIRTUAL ASSISTANT

HELPING PEOPLE MARKET THEIR BUSINESS ONLINE...

S.E.O

RESPONSIVE WEB DESIGN

WEB DEVELOPMENT

IMAGE MANIPULATION

ANIMATION

SERVICES WE PROVIDE

YOUR SUCCESS IS OUR PASSION.

WEB DEVELOPMENT



The systems behind your website or application also needs embrace next generation technology and utilise it to its maximum potential.

RESPONSIVE DESIGN



Responsive web design is basically the concept of building a website that allows the layout adapt itself according to the device people are using.

CREATIVE



Our designers and illustrators understand the complexities of today's communication demands, and can develop graphics that help explain your science or concept in a visual format.

CORPORATE VIDEO



When creating corporate videos, our real focus is converting website traffic, into revenue for your business. Our purpose is to make you, the business owner, more money for the same amount of effort!



Online - Click here to get help



HOME

PRICING

BLOG

REGISTER

SEARCH

PROFILE

LOG IN

There is always a trainer for you
– and we help you find the best one.

What are you looking for?

Personal Training

In what postcode? Type & Hit Enter



Opportunities

NuEra Trainers offers opportunities for further education in the industry, for all aspects of business and fitness.



Credibility

By being part of NuEra trainers you are seen amongst the elite of the industry and fellow peers which automatically creates credibility for yourself as a personal trainer.



Integrity

When you show the NuEra Brand you support integrity and transparency. NuEra Trainers are the elite in the industry.



Community

If you hang around the elite – you become the elite. When you surround yourself with other self-driven individuals it becomes a major motivating factor.

Get a **NuEra Trainers** Account.

ACCOUNT INFO

Username

E-mail

Register





iDREAM3 EYE & HEAD MASSAGER

[Sign-Up for Updates](#) E-mail:


iDREAM EYE & HEAD MASSAGER SERIES

Relieve, relax, and rejuvenate with the innovative iDream3 Eye & Head Massager!

iDream3 adopts air pressure, vibration, and hot compress massaging technology to massage the head and ocular regions. It comes with a wireless remote control and built-in MP3 player. You can now enjoy pre-recorded spa music while massaging, or download and listen to your favorite songs. It also features a see-through visor that makes it easier for you to operate the controller.

The Breo massager series applies the meridian theory of Chinese medicine, integrating modern technology in all its products to bring a meridian massage experience to Breo users. **FREE SHIPPING!!! (Australian Customer Only)**






A login form with two input fields: 'Username' and 'Password', and a 'SIGN IN' button.

SETTING USER AND ADMIN EXPERIENCE OBJECTIVES

Admin Experience




Username

Password

SIGN IN

SETTING USER AND ADMIN EXPERIENCE OBJECTIVES


I. Identify the needs of the website



A login form with two input fields: 'Username' and 'Password', and a 'SIGN IN' button.

SETTING USER AND ADMIN EXPERIENCE OBJECTIVES


II. Update for framework for security reason



A login form with two input fields: 'Username' and 'Password', and a 'SIGN IN' button.

SETTING USER AND ADMIN EXPERIENCE OBJECTIVES

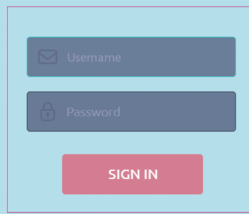
III. Installed the necessary plugins



A login form with two input fields: 'Username' and 'Password'. The 'Username' field has an envelope icon on the left. The 'Password' field has a lock icon on the left. Below the fields is a red button labeled 'SIGN IN'.

SETTING USER AND ADMIN EXPERIENCE OBJECTIVES

IV. Back-up website



A login form with two input fields: 'Username' and 'Password'. The 'Username' field has an envelope icon on the left. The 'Password' field has a lock icon on the left. Below the fields is a red button labeled 'SIGN IN'.

SETTING USER AND ADMIN EXPERIENCE OBJECTIVES

V. Email Set-Up